
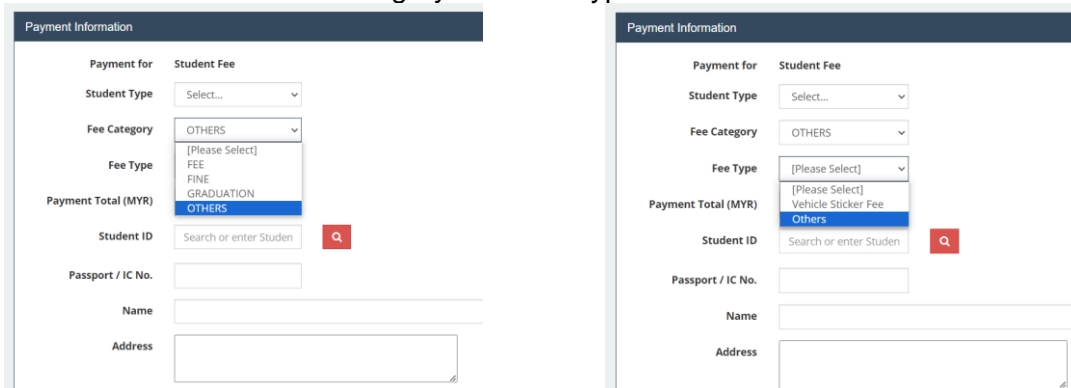


METHOD OF PAYMENT BY CREDIT CARD FOR PAYMENT OF CONFERENCE FEES

1. Login to - <https://epayment.ump.edu.my/efee/eFee.jsp?action=main>.
2. Chose a Credit Card type



3. Choose Others for Fee Category and Fee Type.



The image displays two side-by-side screenshots of the 'Payment Information' form. Both forms show the following fields: 'Payment for' (Student Fee), 'Student Type' (dropdown), 'Fee Category' (dropdown with 'OTHERS' selected), 'Fee Type' (dropdown with 'Others' selected), 'Payment Total (MYR)', 'Student ID' (search field), 'Passport / IC No.', 'Name', and 'Address'. The 'Fee Type' dropdown menu is open in both, showing options like 'FINE', 'GRADUATION', and 'Others'.

4. Fill in other information, choose the payment method, and click Confirmation.

Payment Total (MYR) 1600

Student ID ICCEIB2024

Passport / IC No.

Name MUHAMMAD BIN ALI

Address Universiti Malaysia Pahang Al-Sultan Abdullah

Telephone No. 6011345678

Email Address muhammad@gmail.com

Reference No Search or enter discipline/compound no JHEPA/BKES

Remarks PAYMENT FOR ICCEIB24, PAPER ID: A001 (MUHAMMAD ALI)

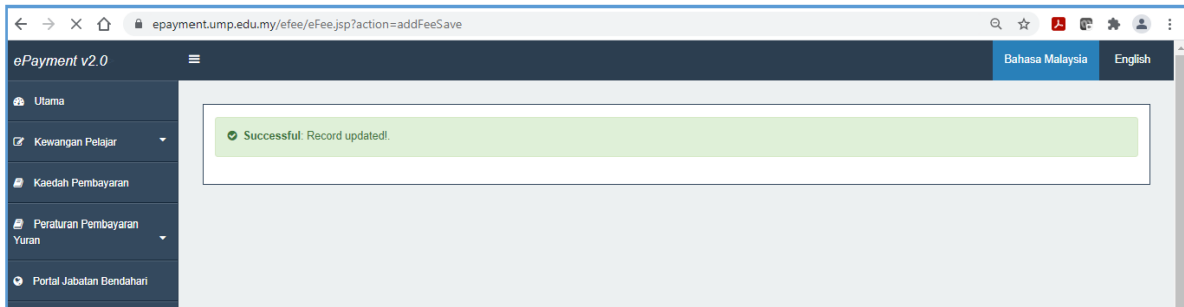
Choose Payment Method

Internet Banking

Credit Card / Debit Card

Confirmation

5. After click confirmation data will be saved successfully.



6. Please check the information before click Proceed to payment.

Payment Information

Payment for Student Fee

Transaction Amount RM1600

Transaction ID SF23-197860

Student ID ICCEIB2024

Passport / IC No. null

Name MUHAMMAD BIN ALI

Fee Type OTHER

Reference No null

Remarks PAYMENT FOR ICCEIB24, PAPER ID: A001 (MUHAMMAD ALI)

Address Universiti Malaysia Pahang Al-Sultan Abdullah

Telephone No. 6011345678

Email Address muhammad@gmail.com

Payment Mode

Banking

Proceed to payment Back

7. Please enter your card details then click Proceed.

The screenshot displays the Maybank Payment Gateway interface. At the top, there is a yellow header with the Maybank logo, the text "Payment Gateway", and a "Secure Payment" indicator. Below the header, the merchant name "UNIVERSITI MSIA PHG -EC" is shown, along with a "Time remaining" timer at "4 min 37 sec". A table provides transaction details:

Order Reference	Name	Payment Description	Total Amount
SF23-197860	MUHAMMAD BIN ALI MUHAMMAD...	OTHER	MYR 1600.00

Below the table, the user is prompted to "Select Payment Method" and "Make Payment". The form includes the following fields:

- Card Number: Input field with a VISA logo.
- Name on Card: Input field.
- Expiration Date: Two dropdown menus for "Month" and "Year".
- Security Code (CVV/CVC): Input field with a help icon.

At the bottom of the form, there are two buttons: "Back" and "Proceed".

8. Please send prove of payment to the organizer after payment is successful by email.